










































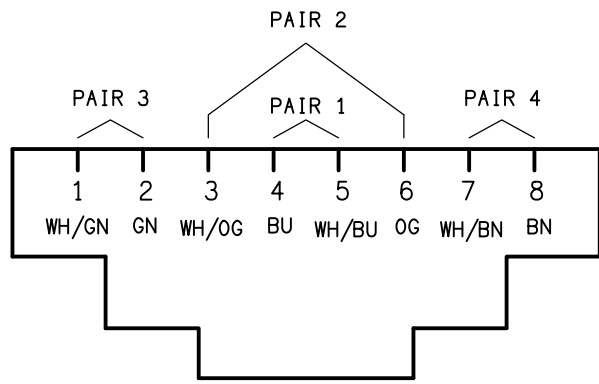


LEGEND

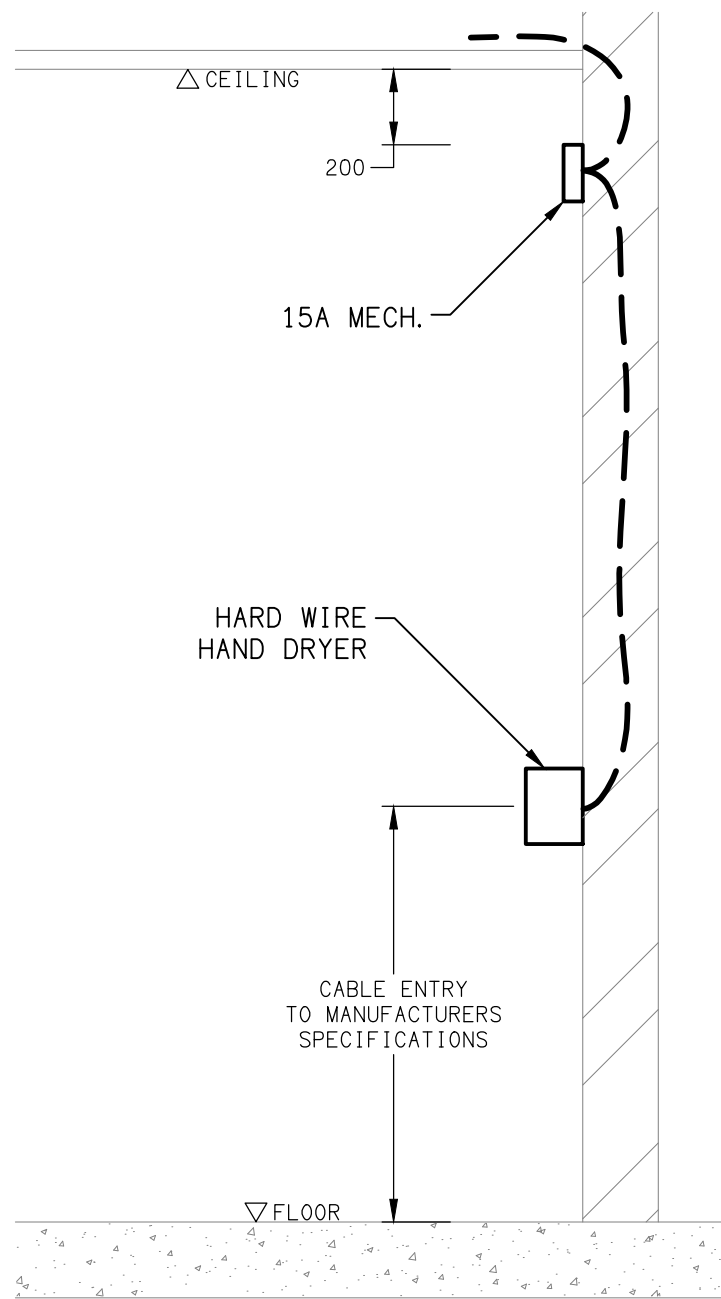
-  ELECTRICAL SERVICES SWITCHBOARD.
-  SWITCHBOARD / CONTROL PANEL NOT PROVIDED AS PART OF THE ELECTRICAL SUBCONTRACT.
-  SINGLE POWER OUTLET.
-  DOUBLE POWER OUTLET.
-  SPECIAL PURPOSE POWER OUTLET.
-  SINGLE PHASE ISOLATOR.
-  THREE PHASE ISOLATOR.
-  CONDUIT ROUTE.
-  ELECTRICAL SERVICE DUCT.
-  GAMING FIBRE.
-  HAND DRYER CONNECTION.
-  PRESENCE DETECTOR LIGHT SWITCH.
-  DYNALITE SWITCH PANEL.
-  MANUAL TRAILING EDGE POT DIMMER.
-  CIRCUIT LINE.
-  SWITCH LINE.
-  POWER CIRCUIT DESIGNATION. DENOTES DB AND CIRCUIT.
-  LIGHTING CONTROL CHANNEL REFERENCE.
-  ELECTRICAL EQUIPMENT AS NOTED.
-  RJ45 CAT 6 COMMUNICATIONS OUTLET.
-  REFER TO DETAIL NOTED FOR THE AREA SHOWN HATCHED. ADDITIONAL OUTLETS & FITTINGS MAY BE SHOWN ON DETAIL.
-  FIRE ALARM SPEAKER.
-  E1: GENERAL LED EMERGENCY LIGHT.
-  EX: EMERGENCY LED EXIT LIGHT.
-  L1: CASHIER DECORATIVE PENDANT.
-  L2: GAMING THREE PENDANT CLUSTER.
-  L3: GAMING RECESSED DOWNLIGHT.
-  L4: AMENITY RECESSED DOWNLIGHT.
-  L5: ENTRY WALL LIGHT.
-  L6: GAMING THREE PENDANT CLUSTER.
-  L7: EXISTING RECESSED DOWNLIGHT TO REMAIN AS IS.
-  L8: EXISTING RECESSED DOWNLIGHT TO BE RELOCATED AS INDICATED.
-  L9: PROVIDE A NEW RECESSED DOWNLIGHT TO MATCH THE EXISTING L7 FITTING.
-  L10: REPLACE THE EXISTING CASH ROOM 2 LIGHT WITH NEW RECESSED DOWNLIGHT.
-  F1: 1300 DIA CEILING FAN.
-  H1: WALL HEATER.
-  S1: WALL FEATURE LED STRIP LIGHT.
-  S2: CASHIER COUNTER LED STRIP LIGHT.
-  S3: CASHIER REAR JOINERY LED STRIP LIGHT.
-  S4: PROMO JOINERY FEATURE LED STRIP LIGHT.
-  S5: PROMO JOINERY FEATURE LED STRIP LIGHT.
-  S6: CEILING COFFER LED STRIP LIGHT.
-  S7: TV SCREEN JOINERY LED STRIP LIGHT.



SCHEMATIC
RJ45 PINOUT CONFIGURATION
NOT TO SCALE

NOTE

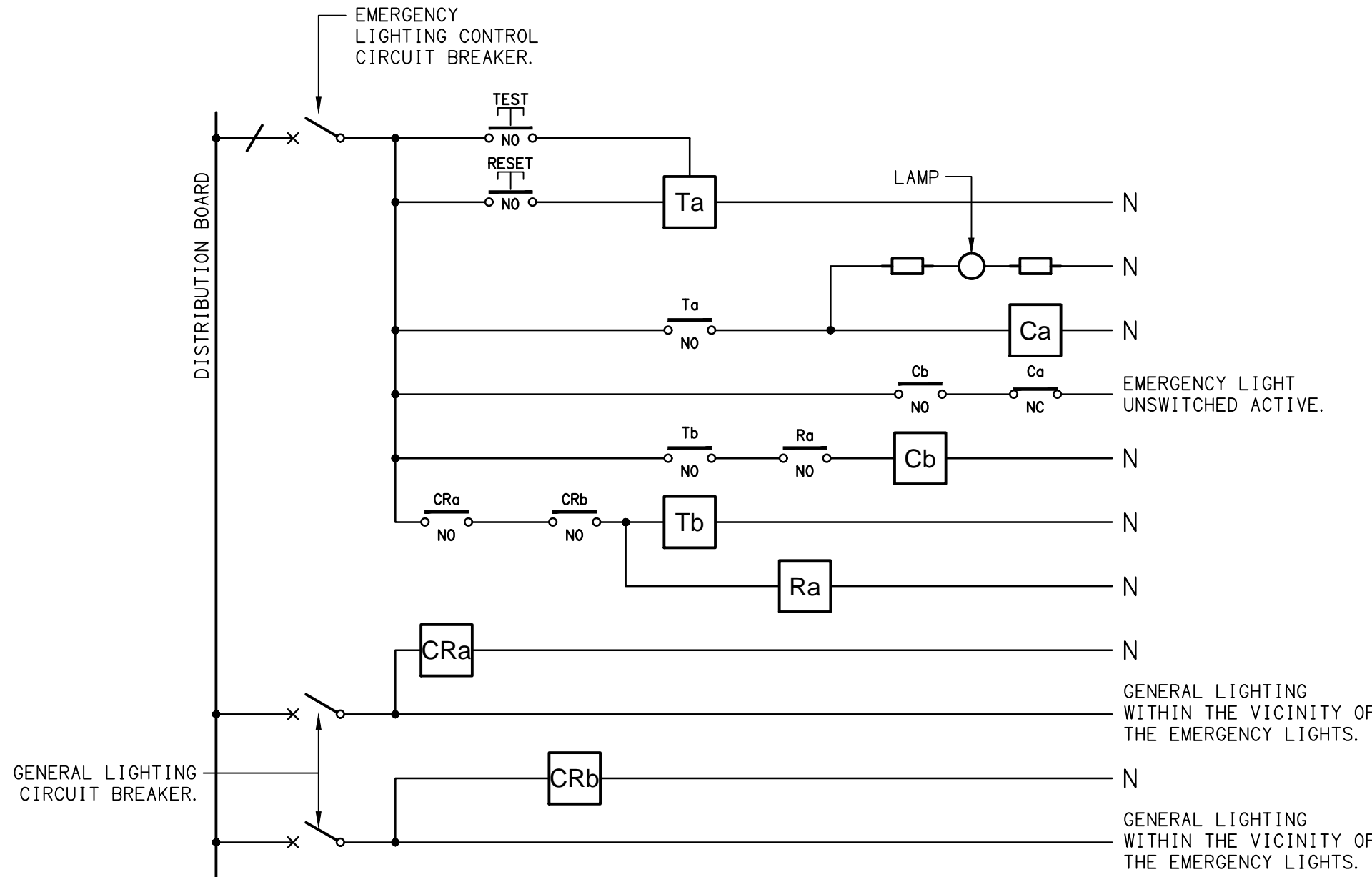
ALL ELECTRICAL PENETRATIONS THROUGH THE ROOF SHEETING ARE TO BE IN LINE WITH THE STRUCTURAL OR MECHANICAL SERVICES PENETRATIONS TO AVOID DEDICATED FLASHINGS FOR THE ELECTRICAL SERVICES.



DETAIL
HAND DRYER CONNECTION
NOT TO SCALE

EQUIPMENT:

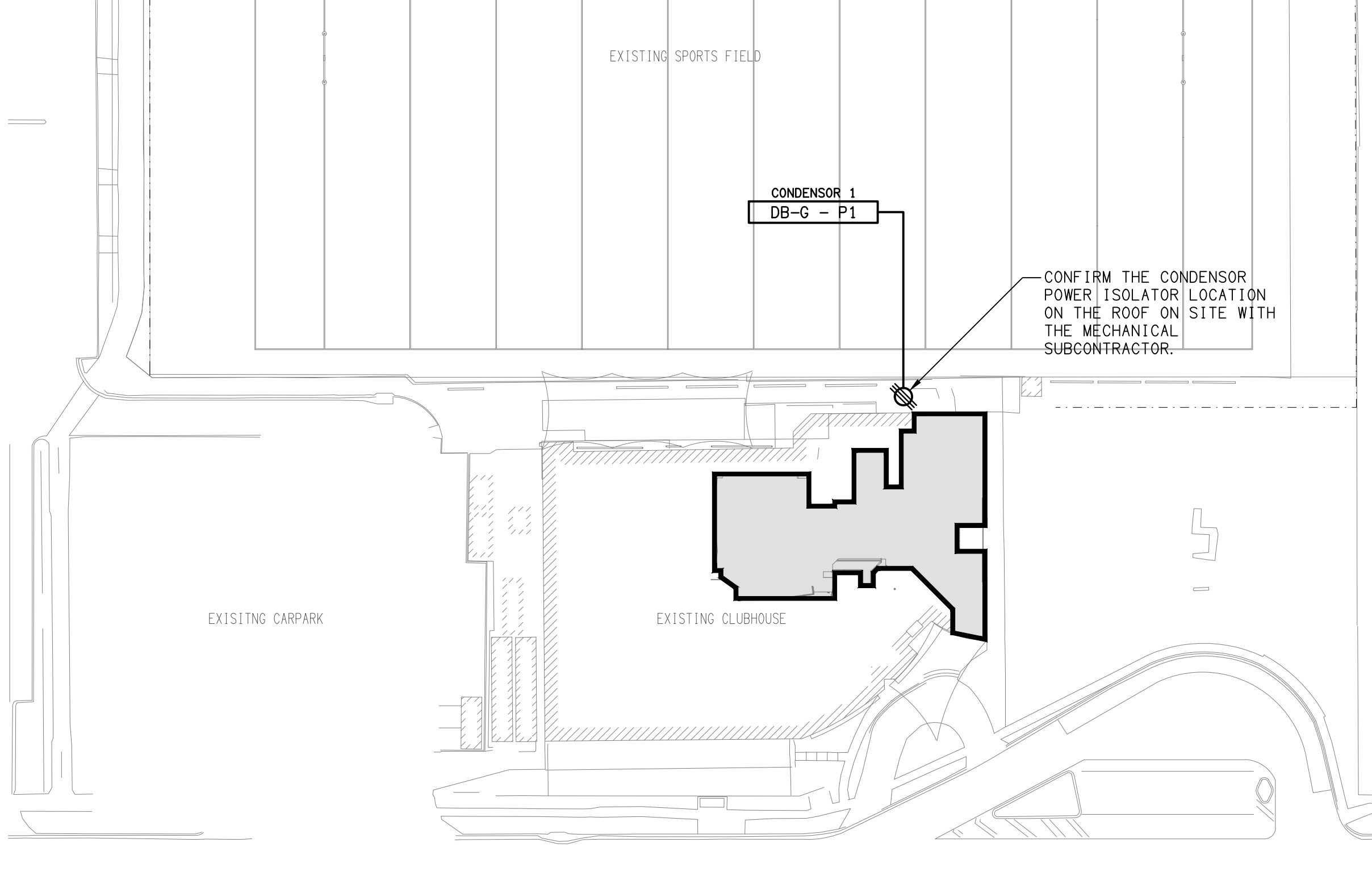
- TEST - TEST PUSH BUTTON MOUNTED ON THE DISTRIBUTION BOARD ESCUTCHEON.
- RESET - RESET PUSH BUTTON MOUNTED ON THE DISTRIBUTION BOARD ESCUTCHEON.
- LAMP - AMBER TEST INDICATING LAMP MOUNTED ON THE DISTRIBUTION BOARD ESCUTCHEON.
- Ta - ADJUSTABLE 0-3 HOUR TIMED RELAY.
- Tb - 15 MINUTE RUN-ON TIMER TO OPERATE UPON THE RETURN OF MAINS POWER.
- Cx - CONTACTOR x.
- CRx - CONTROL RELAY x.
- Rx - RELAY x.



NOTES

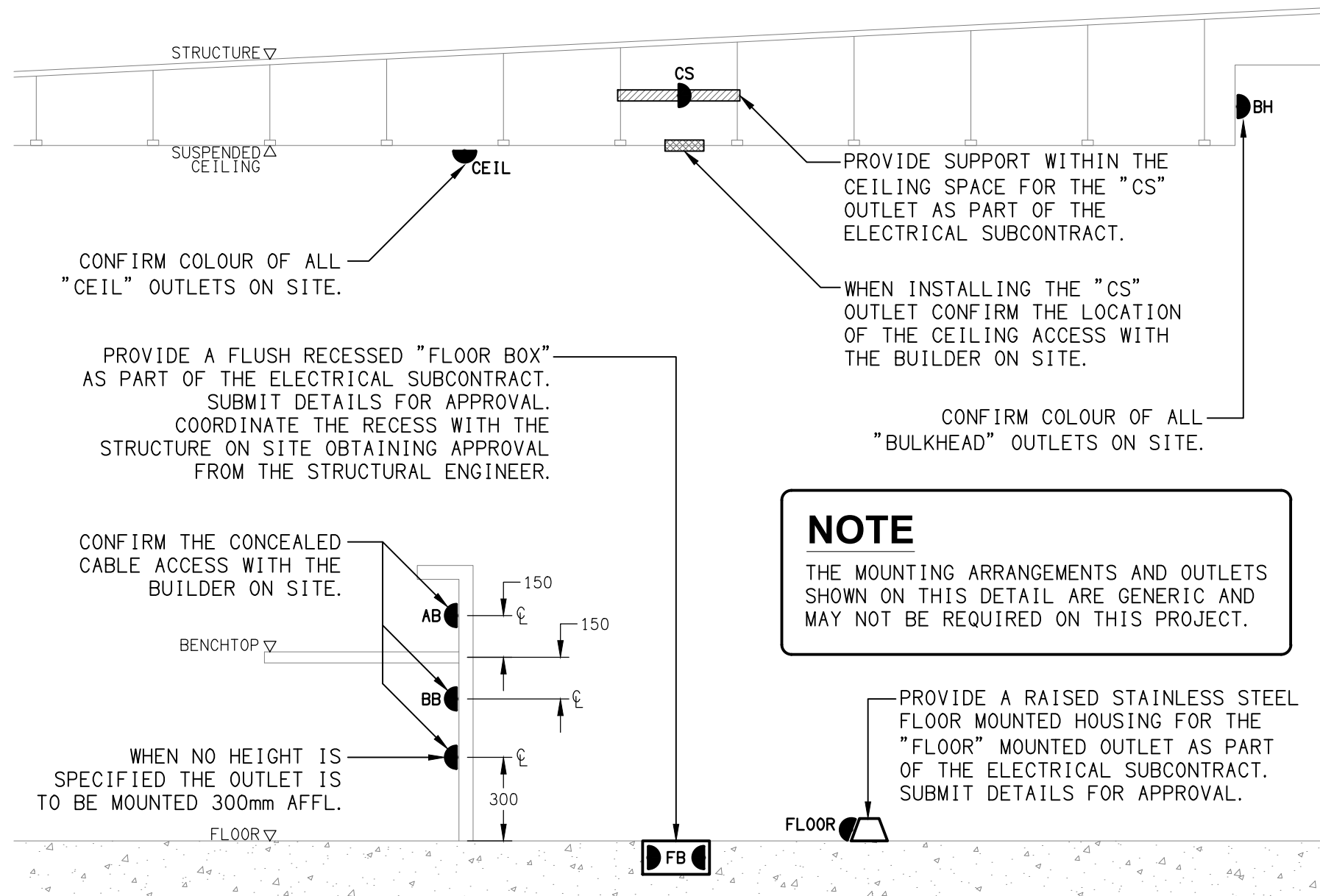
- THE EMERGENCY LIGHT UNSWITCHED ACTIVE / GENERAL LIGHTING SWITCHED ACTIVE CIRCUIT ARRANGEMENT AND CONTROL IS TYPICAL FOR ALL CIRCUITS SUPPLYING EMERGENCY LIGHTS.
- PROVIDE ADDITIONAL CONTROL RELAYS (CRx) CONFIGURED AS PER CRa AND CRb FOR ALL ADDITIONAL LIGHTING CIRCUITS THAT SUPPLY LIGHTS IN THE VICINITY OF THE EMERGENCY LIGHTS.

SCHEMATIC
EMERGENCY LIGHTING
NOT TO SCALE



LOCATION PLAN

GAMING ROOM REFURBISHMENT EXTENT
SCALE 1:500



NOTE

THE MOUNTING ARRANGEMENTS AND OUTLETS SHOWN ON THIS DETAIL ARE GENERIC AND MAY NOT BE REQUIRED ON THIS PROJECT.

DETAIL
TYPICAL OUTLET MOUNTINGS
NOT TO SCALE

ELECTRICAL DESIGN GROUP BRISBANE
PTY LTD
ACN 092 710 793

TRADING AS:
ELECTRICAL DESIGN GROUP

THE COPYRIGHT OF THIS DRAWING
REMAINS THE PROPERTY OF THE
ELECTRICAL DESIGN GROUP.

USE FIGURED DIMENSIONS
IN PREFERENCE TO SCALE.

ALL DIMENSIONS TO BE
VERIFIED ONSITE.



ELECTRICAL DESIGN GROUP

ELECTRICALBUILDINGSERVICESCONSULTANTS

BRISBANEGOLD COAST

P.O.Box 15, Sherwood Q.4075
Phone: (07) 3278 4375
Email: brisbane@edg.net.au
Web: www.edg.net.au

PROJECT:
ASPLEY LEAGUES CLUB
GAMING REFURBISHMENT

29 KIRBY ROAD, ASPLEY

DRAWING:
ELECTRICAL SERVICES
LEGEND & DETAILS

SCALE:
1:500 UNO

AT A1

PROJECT NO:
C3354a

DRAWING NO:
E01

REVISION:
E